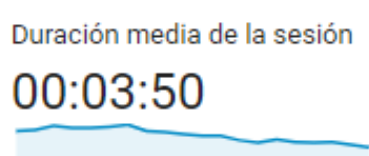
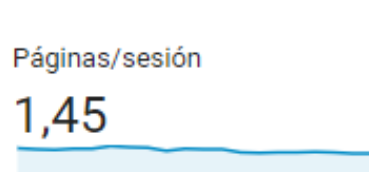
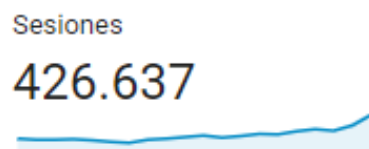
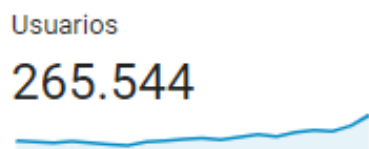
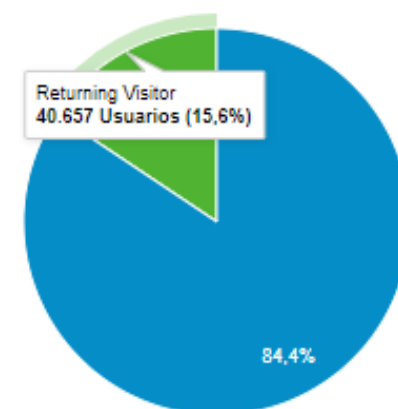


PRINCIPALES USUARIOS DE CRUCIGRAMAR.COM PERÍODO: 1° ENE. 2021 AL 31 AGO. 2022



■ New Visitor ■ Returning Visitor



Grupos demográficos

Idioma

País

Ciudad

Sistema

Navegador

Sistema operativo

Proveedor de servicios

Móvil

Sistema operativo

Proveedor de servicios

País

1. 🇵🇪 Peru

2. 🇦🇷 Argentina

3. 🇨🇴 Colombia

4. 🇪🇸 Spain

5. 🇨🇱 Chile

6. 🇲🇽 Mexico

7. 🇪🇨 Ecuador

8. 🇧🇴 Bolivia

9. 🇻🇪 Venezuela

10. 🇺🇸 United States

Usuarios % Usuarios

49.369 22,27 %

47.605 21,47 %

40.629 18,33 %

34.474 15,55 %

14.345 6,47 %

8.697 3,92 %

4.948 2,23 %

4.458 2,01 %

2.937 1,32 %

2.664 1,20 %